



TESA Digital Calipers



Model	Measuring Range	Output	Wheel Drive
05.30080	150 mm / 6"	without	without
05.30081	150 mm / 6"	with	without
05.39082*	150 mm / 6"	without	without
05.30082	200 mm / 8"	with	without
05.30083	200 mm / 8"	with	with
05.30084	300 mm / 12"	with	with


TESA Digital Calipers



"magna μ systems"

Model	Measuring Range (mm/in)	Resolution (mm)	Wheel Drive
00530200	150/6"	0.01	without
00530201	150/6"	0.01	with
00530211	150/6"	0.01	with
00530202	200/8"	0.01	with
00530212	200/8"	0.01	with
00530203	300/12"	0.01	with
00520213	300/12"	0.01	with


TESA Dial Calipers



Model: TESA CCMA-M

Model	Measuring Range	Wheel Drive
00510008	0 - 150mm/ 0.02mm	without
00520002	0 - 6 in/ 0.001 in	without
00510045	0 - 200mm/ 0.02mm	with
00510046	0 - 300mm/ 0.02mm	with

INTERAPID Depth Calipers



"capa μ systems"

Model	Measuring Range (mm)	Measuring Range (in)	Resolution (mm/in)
00590055	0 - 200	0 - 8	0.01/0.001
00590056	0 - 200	0 - 8	
00590057	0 - 200	0 - 8	
00590058	0 - 300	0 - 12	
00590059	0 - 300	0 - 12	
00590060	0 - 300	0 - 12	